


Student Enrollment Details 2,451 Students Enrolled **Address** 101 W DIVISION ST, FORT STOCKTON, TX 79735

DISTRICT OVERVIEW 2018-19

HOW WELL DID THIS DISTRICT PERFORM OVERALL?



83 out of 100

This shows how well this school prepared students for success, both in school and after high school in college, a career, or the military.

CHANGE OVER TIME


2017-18
C
78 out of 100

2018-19
B
83 out of 100

This section showcases annually the overall grade of this district to showcase their improvement over time. The overall grade is based on performance in the three domains listed below.

OVERALL PERFORMANCE DETAILS


STUDENT ACHIEVEMENT



80 out of 100

Student Achievement shows how much students know and are able to do at the end of the school year.

SCHOOL PROGRESS



87 out of 100

School Progress shows how students perform over time and how that growth compares to similar schools.

CLOSING THE GAPS



75 out of 100

The Closing the Gaps domain tells us how well different populations of students in a district are performing.

Student Enrollment Details 2,451 Students Enrolled **Address** 101 W DIVISION ST, FORT STOCKTON, TX 79735

HOW ARE SCORES CALCULATED?

STUDENT ACHIEVEMENT

Component	Score	% of grade
STAAR Performance	65	40%
College, Career, and Military Readiness	92	40%
Graduation Rate	85	20%
Total	80	100%

SCHOOL PROGRESS

The higher score of Academic Growth or Relative Performance is used.

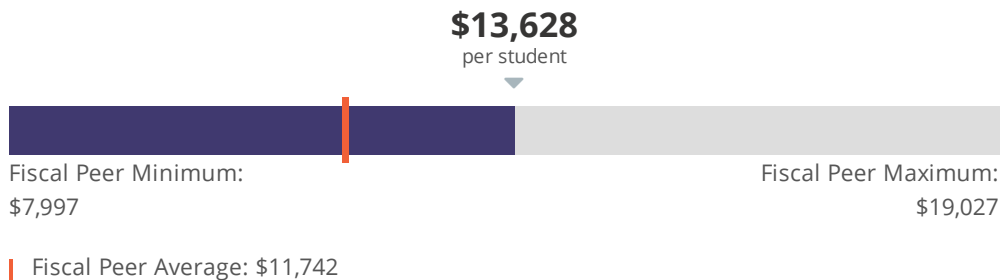
Component	Score	% of grade
Academic Growth	58	
Relative Performance	87	100%
Total	87	100%

CLOSING THE GAPS

Component	Score	% of grade
Grade Level Performance	13	50.0%
Academic Growth/Graduation Rate	0	10.0%
English Language Proficiency	100	10.0%
Student Achievement	100	30.0%
Total	75	100%

FINANCE SUMMARY 2017-18

HOW MUCH DID THIS DISTRICT RECEIVE COMPARED TO OTHERS?



FINANCIAL INTEGRITY RATING SYSTEM OF TEXAS (FIRST) FOR 2018-19



98 out of 100

Grades Served 9-12 **Student Enrollment Details** 704 Students Enrolled **District** FORT STOCKTON ISD
Address 101 W DIVISION ST, FORT STOCKTON, TX 79735

CHANGE OVER TIME

HOW WELL DID THIS SCHOOL PERFORM OVERALL?



79 out of 100

This shows how well this school prepared students for success, both in school and after high school in college, a career, or the military.

CHANGE OVER TIME


2017-18
Met Standard
 77 out of 100

2018-19
C
 79 out of 100

This section showcases annually the overall grade of this campus to showcase their improvement over time. The overall grade is based on performance in the three domains listed below.

OVERALL PERFORMANCE DETAILS


STUDENT ACHIEVEMENT



81 out of 100

Student Achievement shows how much students know and are able to do at the end of the school year.


SCHOOL PROGRESS



82 out of 100

School Progress shows how students perform over time and how that growth compares to similar schools.

CLOSING THE GAPS



71 out of 100

The Closing the Gaps domain tells us how well different populations of students in a district are performing.

WHERE DID THIS SCHOOL PERFORM EXCEPTIONALLY WELL?

- ✗ ACADEMIC ACHIEVEMENT IN SCIENCE
- ✗ TOP 25%: COMPARATIVE ACADEMIC GROWTH
- ✗ ACADEMIC ACHIEVEMENT IN MATHEMATICS
- ✗ POST-SECONDARY READINESS

- ✗ ACADEMIC ACHIEVEMENT IN ENGLISH LANGUAGE ARTS/READING
- ✗ TOP 25%: COMPARATIVE CLOSING THE GAPS
- ✗ ACADEMIC ACHIEVEMENT IN SOCIAL STUDIES

Grades Served 9-12 **Student Enrollment Details** 704 Students Enrolled **District** FORT STOCKTON ISD
Address 101 W DIVISION ST, FORT STOCKTON, TX 79735

HOW ARE SCORES CALCULATED?

STUDENT ACHIEVEMENT

Component	Score	% of grade
STAAR Performance	67	40%
College, Career, and Military Readiness	92	40%
Graduation Rate	85	20%
Total	81	100%

SCHOOL PROGRESS

The higher score of Academic Growth or Relative Performance is used.

Component	Score	% of grade
Academic Growth	66	
Relative Performance	82	100%
Total	82	100%

CLOSING THE GAPS

Component	Score	% of grade
Grade Level Performance	7	50.0%
Academic Growth/Graduation Rate	0	10.0%
English Language Proficiency	0	10.0%
Student Achievement	100	30.0%
Total	71	100%

Grades Served 6-8 **Student Enrollment Details** 587 Students Enrolled **District** FORT STOCKTON ISD

Address 101 W DIVISION ST, FORT STOCKTON, TX 79735

CHANGE OVER TIME

HOW WELL DID THIS SCHOOL PERFORM OVERALL?



65 out of 100

This shows how well this school prepared students for success, both in school and after high school in college, a career, or the military.

CHANGE OVER TIME

2017-18
Met Standard
76 out of 100

2018-19
D
65 out of 100

This section showcases annually the overall grade of this campus to showcase their improvement over time. The overall grade is based on performance in the three domains listed below.

OVERALL PERFORMANCE DETAILS

STUDENT ACHIEVEMENT



64 out of 100

Student Achievement shows how much students know and are able to do at the end of the school year.

SCHOOL PROGRESS



66 out of 100

School Progress shows how students perform over time and how that growth compares to similar schools.

CLOSING THE GAPS



62 out of 100

The Closing the Gaps domain tells us how well different populations of students in a district are performing.

WHERE DID THIS SCHOOL PERFORM EXCEPTIONALLY WELL?

- ✗ ACADEMIC ACHIEVEMENT IN SCIENCE
- ✗ TOP 25%: COMPARATIVE ACADEMIC GROWTH
- ✗ ACADEMIC ACHIEVEMENT IN MATHEMATICS
- ✗ POST-SECONDARY READINESS

- ✗ ACADEMIC ACHIEVEMENT IN ENGLISH LANGUAGE ARTS/READING
- ✗ TOP 25%: COMPARATIVE CLOSING THE GAPS
- ✗ ACADEMIC ACHIEVEMENT IN SOCIAL STUDIES

Grades Served 6-8 **Student Enrollment Details** 587 Students Enrolled **District** FORT STOCKTON ISD
Address 101 W DIVISION ST, FORT STOCKTON, TX 79735

HOW ARE SCORES CALCULATED?

STUDENT ACHIEVEMENT

The Student Achievement score is based on STAAR performance only, for this school.

SCHOOL PROGRESS

The higher score of Academic Growth or Relative Performance is used.

Component	Score	% of grade
Academic Growth	56	
Relative Performance	66	100%
Total	66	100%

CLOSING THE GAPS

Component	Score	% of grade
Grade Level Performance	13	30.0%
Academic Growth/Graduation Rate	0	50.0%
English Language Proficiency	100	10.0%
Student Achievement	13	10.0%
Total	62	100%

Grades Served 4-5 **Student Enrollment Details** 432 Students Enrolled **District** FORT STOCKTON ISD
Address 101 W DIVISION ST, FORT STOCKTON, TX 79735

CHANGE OVER TIME

HOW WELL DID THIS SCHOOL PERFORM OVERALL?



65 out of 100

This shows how well this school prepared students for success, both in school and after high school in college, a career, or the military.

CHANGE OVER TIME

2017-18
Met Standard
 63 out of 100

2018-19
D
 65 out of 100

This section showcases annually the overall grade of this campus to showcase their improvement over time. The overall grade is based on performance in the three domains listed below.

OVERALL PERFORMANCE DETAILS

STUDENT ACHIEVEMENT



64 out of 100

Student Achievement shows how much students know and are able to do at the end of the school year.

SCHOOL PROGRESS



62 out of 100

School Progress shows how students perform over time and how that growth compares to similar schools.

CLOSING THE GAPS



67 out of 100

The Closing the Gaps domain tells us how well different populations of students in a district are performing.

WHERE DID THIS SCHOOL PERFORM EXCEPTIONALLY WELL?

- ✗ ACADEMIC ACHIEVEMENT IN SCIENCE
- ✗ TOP 25%: COMPARATIVE ACADEMIC GROWTH
- ✗ ACADEMIC ACHIEVEMENT IN MATHEMATICS
- ✗ POST-SECONDARY READINESS

- ✗ ACADEMIC ACHIEVEMENT IN ENGLISH LANGUAGE ARTS/READING
- ✗ TOP 25%: COMPARATIVE CLOSING THE GAPS

Grades Served 4-5 **Student Enrollment Details** 432 Students Enrolled **District** FORT STOCKTON ISD
Address 101 W DIVISION ST, FORT STOCKTON, TX 79735

HOW ARE SCORES CALCULATED?

STUDENT ACHIEVEMENT

The Student Achievement score is based on STAAR performance only, for this school.

SCHOOL PROGRESS

The higher score of Academic Growth or Relative Performance is used.

Component	Score	% of grade
Academic Growth	60	
Relative Performance	62	100%
Total	62	100%

CLOSING THE GAPS

Component	Score	% of grade
Grade Level Performance	25	30.0%
Academic Growth/Graduation Rate	44	50.0%
English Language Proficiency	100	10.0%
Student Achievement	13	10.0%
Total	67	100%

Grades Served PK-3 **Student Enrollment Details** 440 Students Enrolled **District** FORT STOCKTON ISD

Address 101 W DIVISION ST, FORT STOCKTON, TX 79735

CHANGE OVER TIME

HOW WELL DID THIS SCHOOL PERFORM OVERALL?



80 out of 100

This shows how well this school prepared students for success, both in school and after high school in college, a career, or the military.

CHANGE OVER TIME

2017-18
Met Standard
70 out of 100

2018-19
B
80 out of 100

This section showcases annually the overall grade of this campus to showcase their improvement over time. The overall grade is based on performance in the three domains listed below.

OVERALL PERFORMANCE DETAILS


STUDENT ACHIEVEMENT



75 out of 100

Student Achievement shows how much students know and are able to do at the end of the school year.


SCHOOL PROGRESS



81 out of 100

School Progress shows how students perform over time and how that growth compares to similar schools.

CLOSING THE GAPS



76 out of 100

The Closing the Gaps domain tells us how well different populations of students in a district are performing.

WHERE DID THIS SCHOOL PERFORM EXCEPTIONALLY WELL?

- ✘ ACADEMIC ACHIEVEMENT IN MATHEMATICS
- ✔ POST-SECONDARY READINESS

- ✘ ACADEMIC ACHIEVEMENT IN ENGLISH LANGUAGE ARTS/READING
- ✔ TOP 25%: COMPARATIVE CLOSING THE GAPS

Grades Served PK-3 **Student Enrollment Details** 440 Students Enrolled **District** FORT STOCKTON ISD
Address 101 W DIVISION ST, FORT STOCKTON, TX 79735

HOW ARE SCORES CALCULATED?

STUDENT ACHIEVEMENT

The Student Achievement score is based on STAAR performance only, for this school.

SCHOOL PROGRESS

The higher score of Academic Growth or Relative Performance is used.

Component	Score	% of grade
Relative Performance	81	100%
Total	81	100%


CLOSING THE GAPS

Component	Score	% of grade
Grade Level Performance	63	60.0%
English Language Proficiency	100	20.0%
Student Achievement	67	20.0%
Total	76	100%

Grades Served K-3 **Student Enrollment Details** 288 Students Enrolled **District** FORT STOCKTON ISD
Address 101 W DIVISION ST, FORT STOCKTON, TX 79735

CHANGE OVER TIME

HOW WELL DID THIS SCHOOL PERFORM OVERALL?



80 out of 100

This shows how well this school prepared students for success, both in school and after high school in college, a career, or the military.

CHANGE OVER TIME

2017-18
Met Standard
 80 out of 100

2018-19
B
 80 out of 100

This section showcases annually the overall grade of this campus to showcase their improvement over time. The overall grade is based on performance in the three domains listed below.

OVERALL PERFORMANCE DETAILS


STUDENT ACHIEVEMENT



76 out of 100

Student Achievement shows how much students know and are able to do at the end of the school year.

SCHOOL PROGRESS



81 out of 100

School Progress shows how students perform over time and how that growth compares to similar schools.

CLOSING THE GAPS



77 out of 100

The Closing the Gaps domain tells us how well different populations of students in a district are performing.

WHERE DID THIS SCHOOL PERFORM EXCEPTIONALLY WELL?

- ACADEMIC ACHIEVEMENT IN MATHEMATICS**
- POST-SECONDARY READINESS**

- ACADEMIC ACHIEVEMENT IN ENGLISH LANGUAGE ARTS/READING**
- TOP 25%: COMPARATIVE CLOSING THE GAPS**

Grades Served K-3 **Student Enrollment Details** 288 Students Enrolled **District** FORT STOCKTON ISD

Address 101 W DIVISION ST, FORT STOCKTON, TX 79735

HOW ARE SCORES CALCULATED?

STUDENT ACHIEVEMENT

The Student Achievement score is based on STAAR performance only, for this school.

SCHOOL PROGRESS

The higher score of Academic Growth or Relative Performance is used.

Component	Score	% of grade
Relative Performance	81	100%
Total	81	100%

CLOSING THE GAPS

Component	Score	% of grade
Grade Level Performance	75	100.0%
Total	77	100%